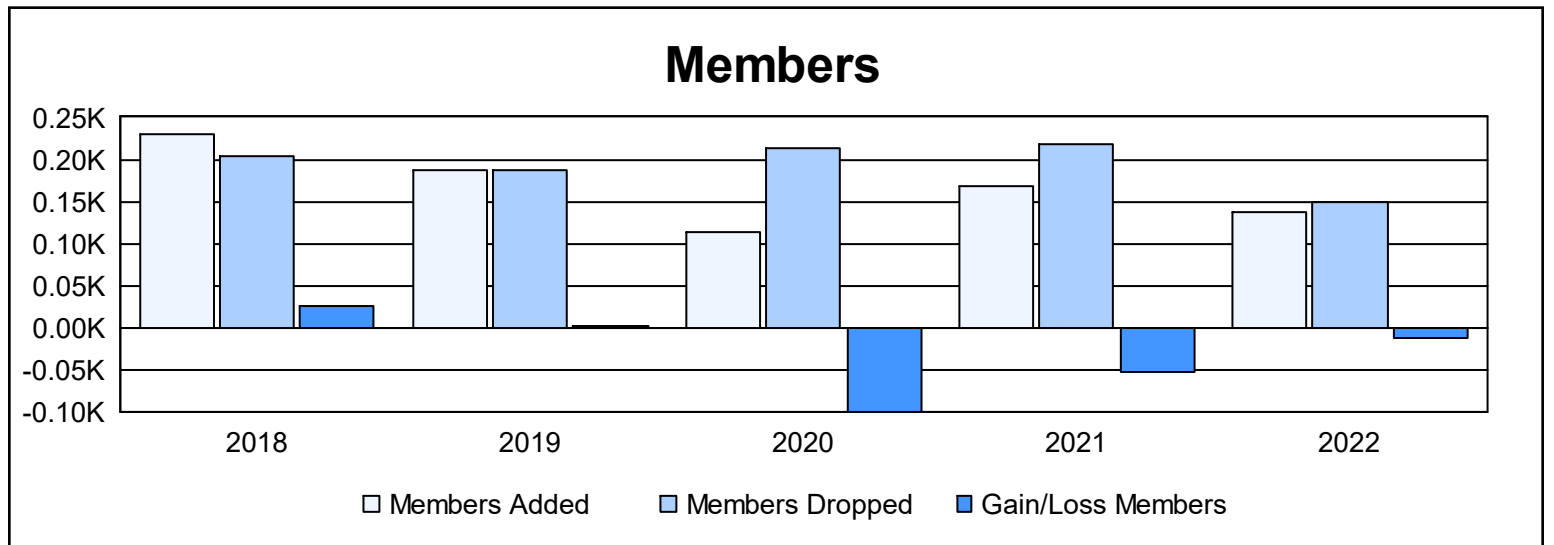
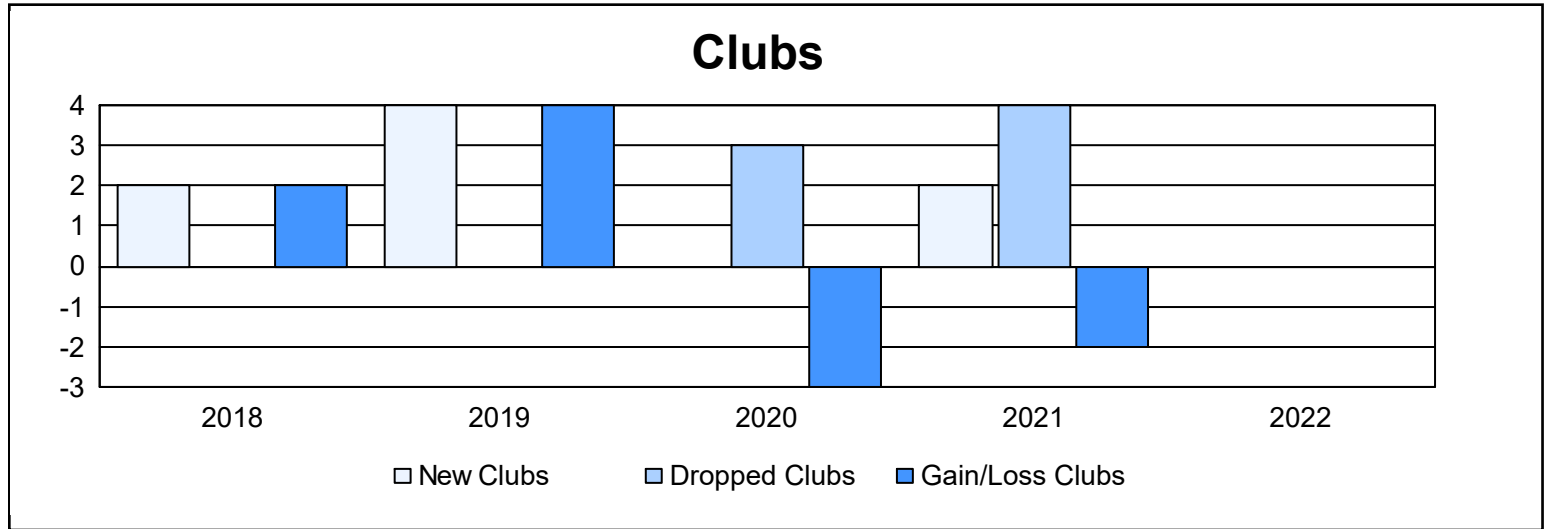
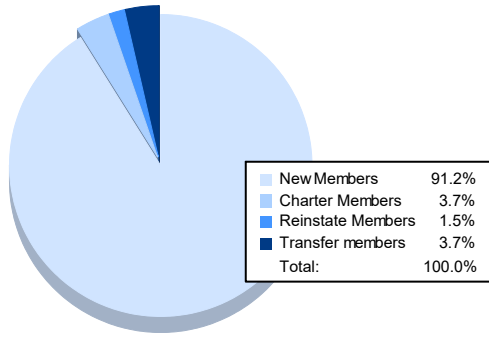


Year	New Clubs	Dropped Clubs	Gain/ Loss Clubs	New Members	Charter Members	Reinstate Members	Transfer Members	Total Member Added	Total Members Dropped	Gain/ Loss Members
2017-2018	2	0	2	145	63	13	9	230	204	26
2018-2019	4	0	4	89	84	10	4	187	186	1
2019-2020	0	3	-3	87	18	5	3	113	213	-100
2020-2021	2	4	-2	97	61	2	7	167	219	-52
2021-2022	0	0	0	124	5	2	5	136	148	-12
<b>Average</b>	<b>2</b>	<b>1</b>	<b>0</b>	<b>108</b>	<b>46</b>	<b>6</b>	<b>6</b>	<b>167</b>	<b>194</b>	<b>-27</b>



### Membership Composition June 2022 Cumulative



### Gender Composition June 2022 Cumulative

